




























WP 1000 PF M

	REF	ART	COD
	C01	FUSIBILE H.V. GLZ 1000 	GL10C01
	C02	DIODO GLZ 1000 	GL10C02
	C03	CONDENSATORE GLZ 1000	GL10C03
	C05	MOTORE RAFFREDDAMENTO GLZ1000	GL10C05
	C08	MAGNETRON GLZ 1000	GL10C08
	C12	TRASFORMATORE GLZ1000	GL10C12
	C17	SCHEDA GLZ 1000	GL10C17
	C100	MOTOR _ WP 1000 PFM	GL10C100
	P01	CORNICE ALLUM. PORTA GLZ1000	GL10P01
	P02	VETRO PORTA GLZ1000	GL10P02
	P06	VENTOLA GLZ1000	GL10P06
	P07	MONTANTE PORTA GLZ1000	GL10P07
	P08	COP. IN PLAST. POST. PORTA GLZ1000	GL10P08
	P14	SUPPORTO PORTA GLZ1000	GL10P14
	P16	CARCASSA GLZ1000	GL10P16
	P18	MANTELLO GLZ 1000	GL10P18
	P21	PORTA LAMPADA GLZ 1000	GL10P21
	P26	PIEDINO GLZ1000	GL10P26
	P34	MANIGLIA GLZ 1000	GL10P34
	P117	GANCIO PORTA GLZ 1000 	GL10P117
	P118	MOLLA GLZ 1000	GL10P118
	P141	COP.MANIGLIA GLZ 1000	GL10P141
	P160	ROTATING ANTENNA _ WP 1000 PFM	GL10P160
	P161	PLATE _ WP 1000 PFM	GL10P161

	P162	GUARNIZIONE GLZ 1000	GL10P162
	P166	SUPPORT _ WP 1000 PFM	GL10P166
	P204	MANOPOLA TEMPERATURA GLZ1000	GL10P204
	P205	MANOPOLA TEMPO E ACCENSIONE GLZ1000	GL10P205
	P239	CORNICE ESTERNA PORTA GLZ1000	GL10P239